

**Establishing an  
Information Fusion Centre in  
Sri Lanka  
to reap the benefit of MDA already  
in place in the Region**

Presented by Commodore YN Jayarathna  
Sri Lanka Navy



## Establishment of Information Fusion Centre in Singapore (2009)

# LE CENTRE REGIONAL DE FUSION D'INFORMATIONS MARITIMES



2018 Madagascar





# India offers to host information centre for maritime security

PTI | Updated: Jul 11, 2018, 04:31 PM IST

Save



0  
Comments

A+



JAKARTA: India today offered to host an Information Fusion Centre as part of efforts to ensure maritime safety and security in the Indian Ocean.

It was one of the proposals made by Vice President Hamid Ansari at the first summit of the Indian Ocean Rim Association (IORA) here.

*Ansari said maritime safety and security can be reinforced by institutionalising cooperative mechanisms such as White Shipping Agreements and by setting up an Information Fusion Centre for strengthening Maritime Domain Awareness (MDA).*

Domain Awareness (MDA).

Ansari said maritime safety and security can be reinforced by institutionalising cooperative mechanisms such as White Shipping Agreements and by setting up an Information Fusion Centre for strengthening Maritime

# ENTRY POINTS

From Bab al-Mandeb to Malacca Straits

Distance :- 3360.65 NM





# THE CO-RELATION OF MARITIME INTERESTS & JURISDICTION

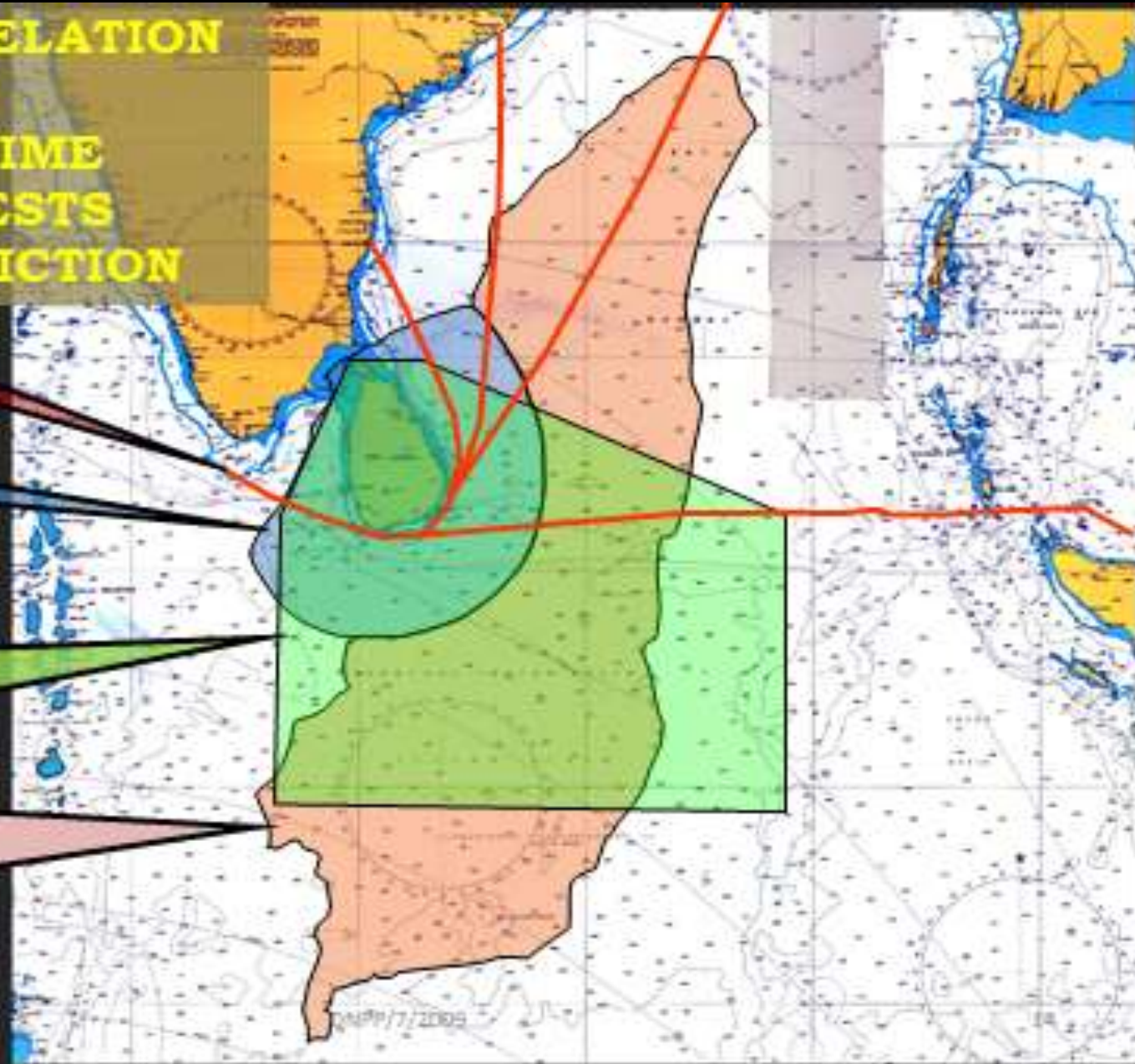
**SLOC**

**EEZ**

Search &  
Rescue  
Region

Continental  
Margin  
:outer limit  
of the claim

3 October 2018



## Top 25 Ports - 1H 2018 container throughput vs 2017

### Port Rankings - 1H18

*Colombo is the fastest growing port in the world in 1H18 and has moved up a notch in the Top 25 rankings to 22nd largest by container throughput.*

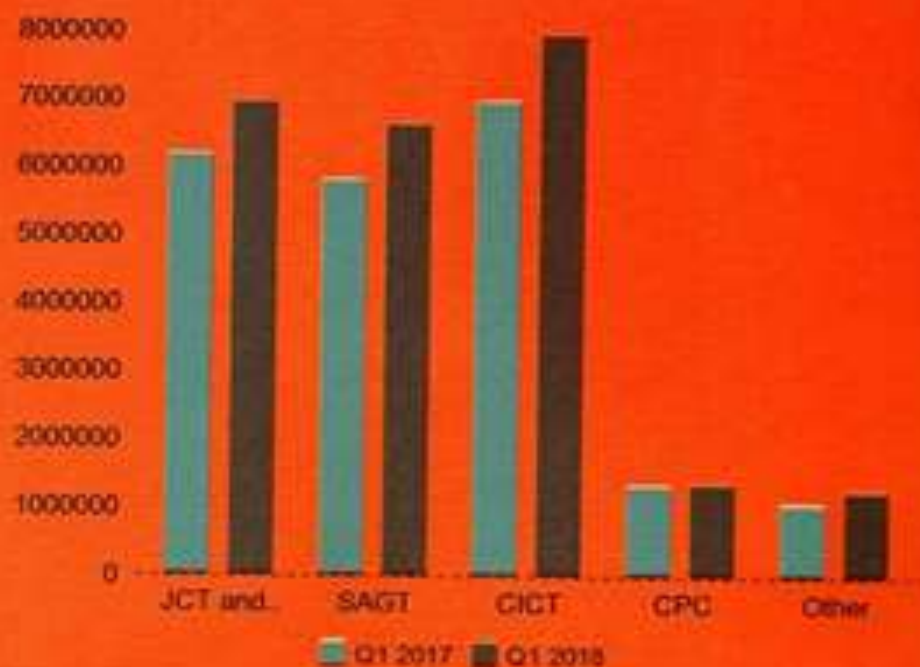
Rank		Port	1H 2018 TEU	Growth % 1H 18 vs 17	2Q 2018 TEU	Growth % 2Q 18 vs 17
1	(1)	Shanghai	20,506,800	4.6%	10,767,000	5.0%
2	(2)	Singapore	18,021,268	11.6%	9,156,644	7.2%
3	(4)	Ningbo-Zhoushan	13,311,800	7.5%	6,818,300	5.2%
4	(3)	Shenzhen	12,075,500	1.9%	6,104,400	-2.1%
5	(6)	Busan	10,633,043	4.3%	5,512,057	4.0%
6	(7)	Guangzhou	10,543,400	8.4%	5,609,900	7.2%
7	(5)	Hong Kong	9,857,000	-3.8%	4,969,000	-7.5%
8	(8)	Qingdao	9,381,200	3.2%	4,835,600	5.5%
9	(9)	Los Angeles-Long Beach	8,262,066	4.1%	4,255,534	3.6%
10	(11)	Tianjin	7,807,600	5.2%	4,206,100	3.3%
11	(10)	Dubai	7,738,000	0.2%	3,912,000	-2.3%
12	(12)	Rotterdam	7,077,406	6.2%	3,606,810	6.4%
13	(13)	Port Kelang	5,875,909	-5.7%	2,942,871	-2.0%
14	(14)	Antwerp	5,567,905	8.3%	2,823,679	6.0%
15	(16)	Kaohsiung	5,183,803	0.1%	2,622,379	2.3%
16	(15)	Xiamen	5,165,600	7.6%	2,673,900	4.4%
17	(17)	Dalian	4,815,400	0.4%	2,601,100	0.2%
18	(19)	Tanjung Pelepas	4,382,002	5.8%	2,198,075	4.3%
19	(18)	Hamburg	4,355,000 <sup>(f)</sup>	-2.7%	2,194,863 <sup>(f)</sup>	-2.6%
20	(20)	Laem Chabang	3,946,211	4.9%	1,998,092	4.7%
21	(21)	New York-New Jersey	3,450,469	6.8%	1,770,108	4.3%
<b>22</b>	<b>(23)</b>	<b>Colombo</b>	<b>3,415,298</b>	<b>15.6%</b>	<b>1,708,939</b>	<b>15.0%</b>
23	(24)	Jakarta	3,201,136	10.6%	1,567,453	14.8%
24	(22)	Yingkou	3,120,100	1.6%	1,563,400	2.1%
25	(25)	Ho Chi Minh City	3,110,070	7.1%	1,636,495	6.7%

*Rankings based on 1H 2018 throughput (Full year 2017 rankings in brackets) including transshipment, empty containers and restows. Volumes are as reported and are subject to revision.*



# Tonnage Handled in Colombo

Total tonnage handled  
in Q1 2018 was 24  
million tons which is a  
13% growth from Q1  
2017



**6<sup>th</sup> Population:  
183.7 Million**

**2<sup>nd</sup> Population:  
1.2 Billion &  
The 6<sup>th</sup> largest  
Economy**

**8<sup>th</sup> Population:  
157.6 Million**

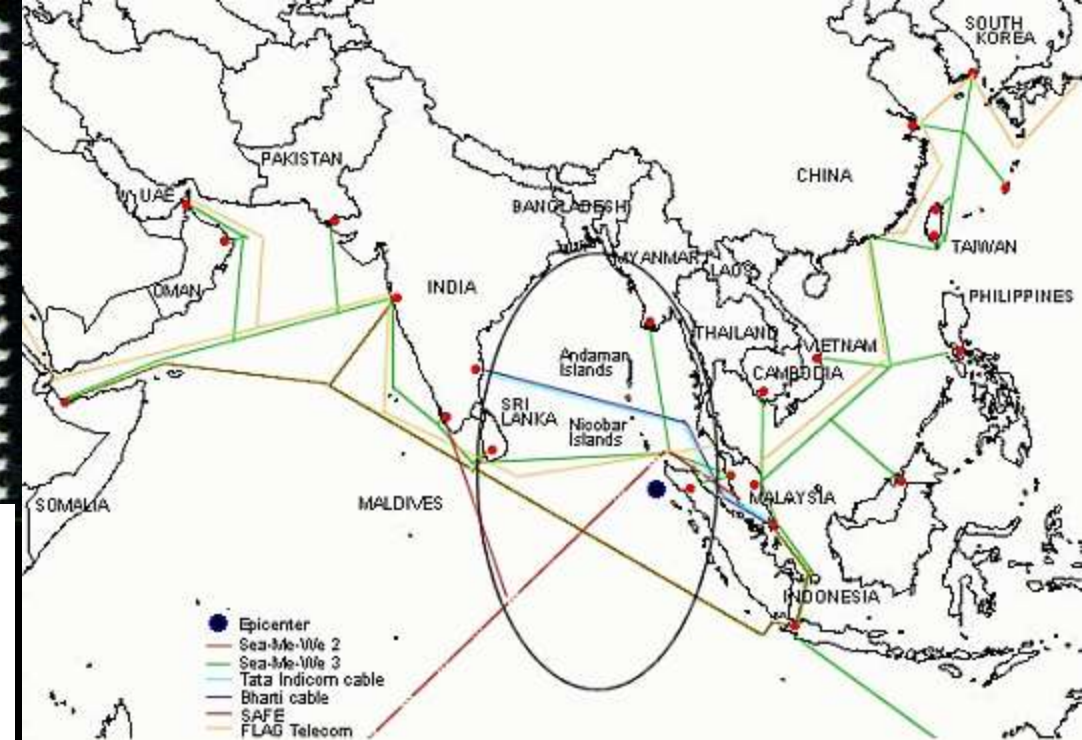




# Optical fibre submarine systems

	SEA-ME-WE	SEA-ME-WE 2	SEA-ME-WE 3	SEA-ME-WE 4	SEA-ME-WE 5
Commissioned	June 1985 (Decommissioned June 1999)	October 1994 (Decommissioned October 2006)	August 1999	November 2005	November 2016 (expected)
Capacity/Length	12/25MHz 13,500km	2x560Mbps 18,000km	8x2.5Gbps 39,000km	2x64x10Gbps 20,000km	3x80x100Gbps 20,000km
No. of Owners	22	52	92	16	18
Technology	Analog/Copper	PDH/Optical	SDH/WDM/Optical	SDH/DWDM/Optical	Coherent QPSK/Optical





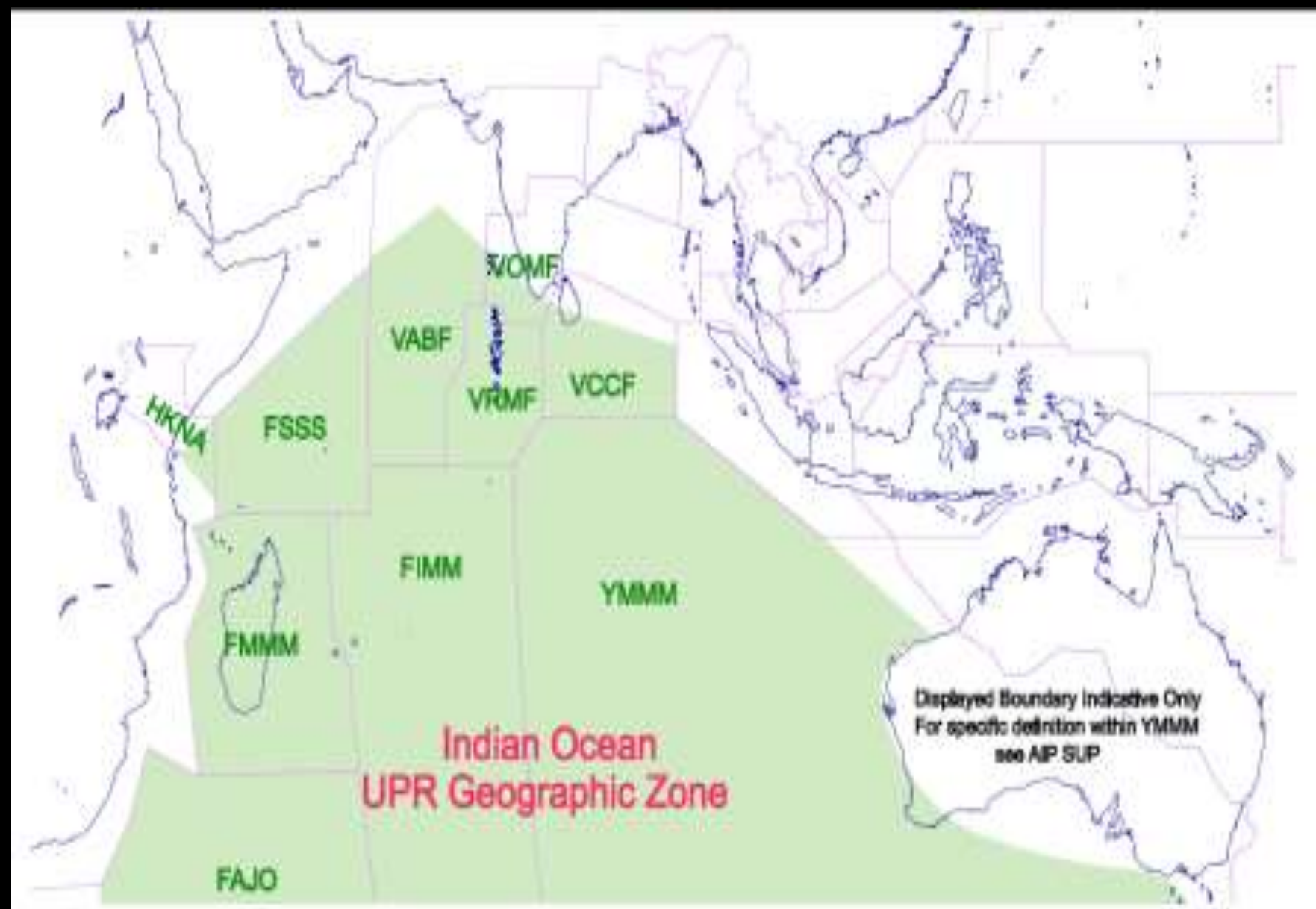
SUBMARINE CABLES:  
SOUTH EAST ASIA—MIDDLE EAST—WESTERN EUROPE 3 (SEA-ME-WE 3)



South East Asia—Middle East—Western  
Europe 4 (SEA-ME-WE 4)

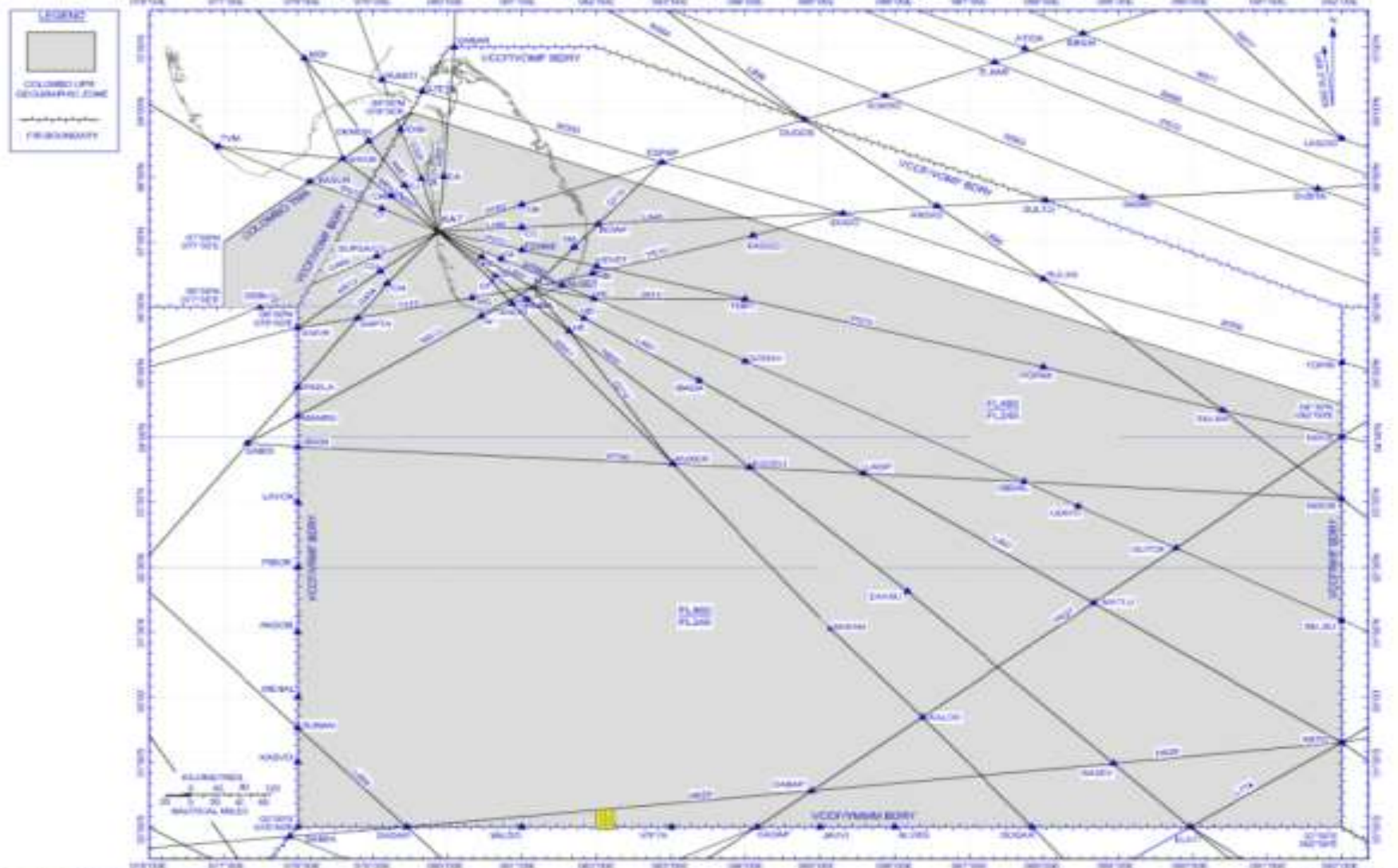









COLOMBO UPR GEOGRAPHIC ZONE ( COLOMBO - UPRGZ )





2009

Improving on fusion of information for better Domain Awareness.....





2016



Improving on fusion of information for better Domain Awareness.....

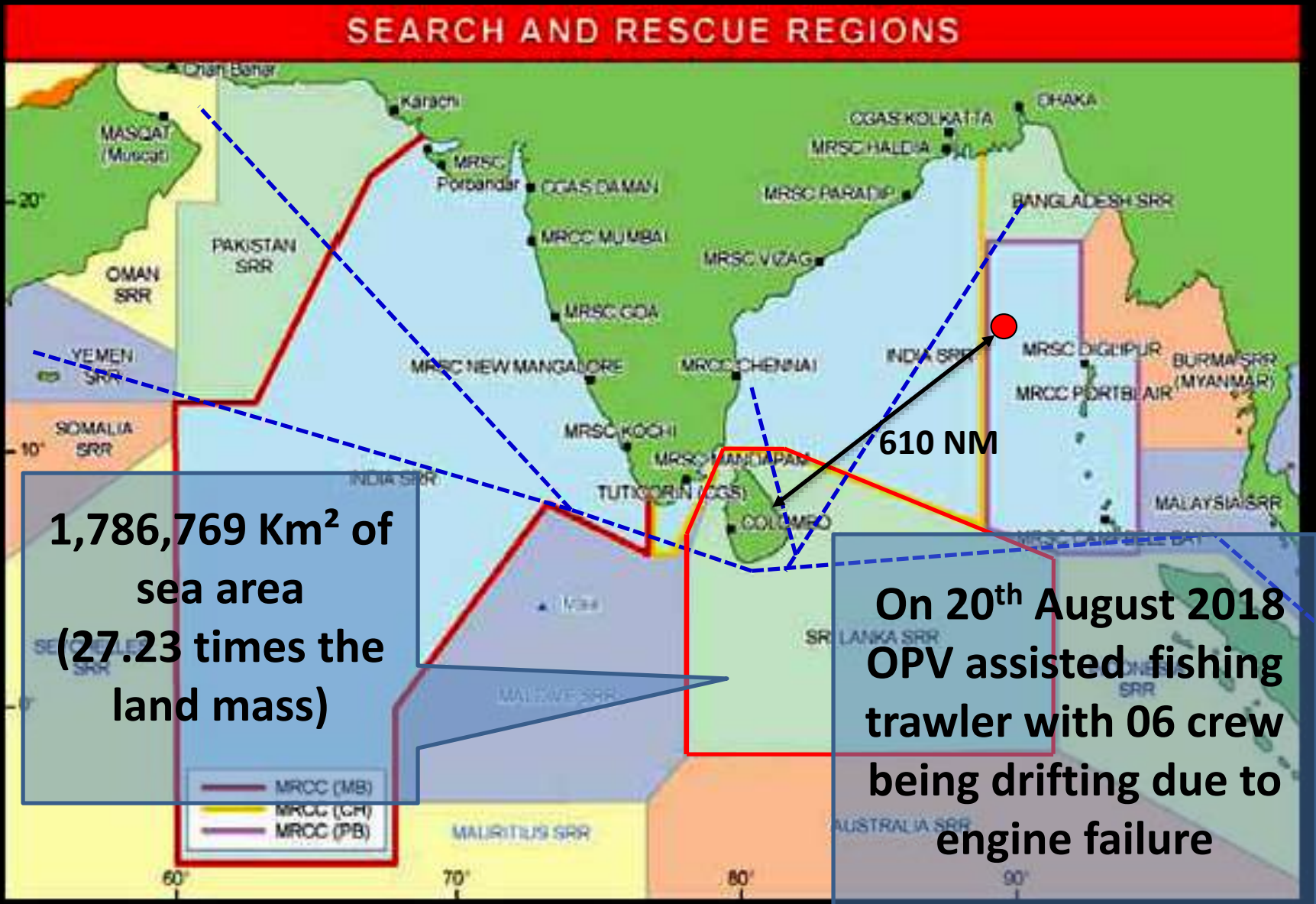
# 2018



Improving on fusion of information for better Domain Awareness.....



# Commitments in Search & Rescue Region





**6<sup>th</sup> Population:  
183.7 Million**

**World's  
2<sup>nd</sup> Population:  
1.2 Billion**

**World's  
8<sup>th</sup> Population:  
166.3 Million**

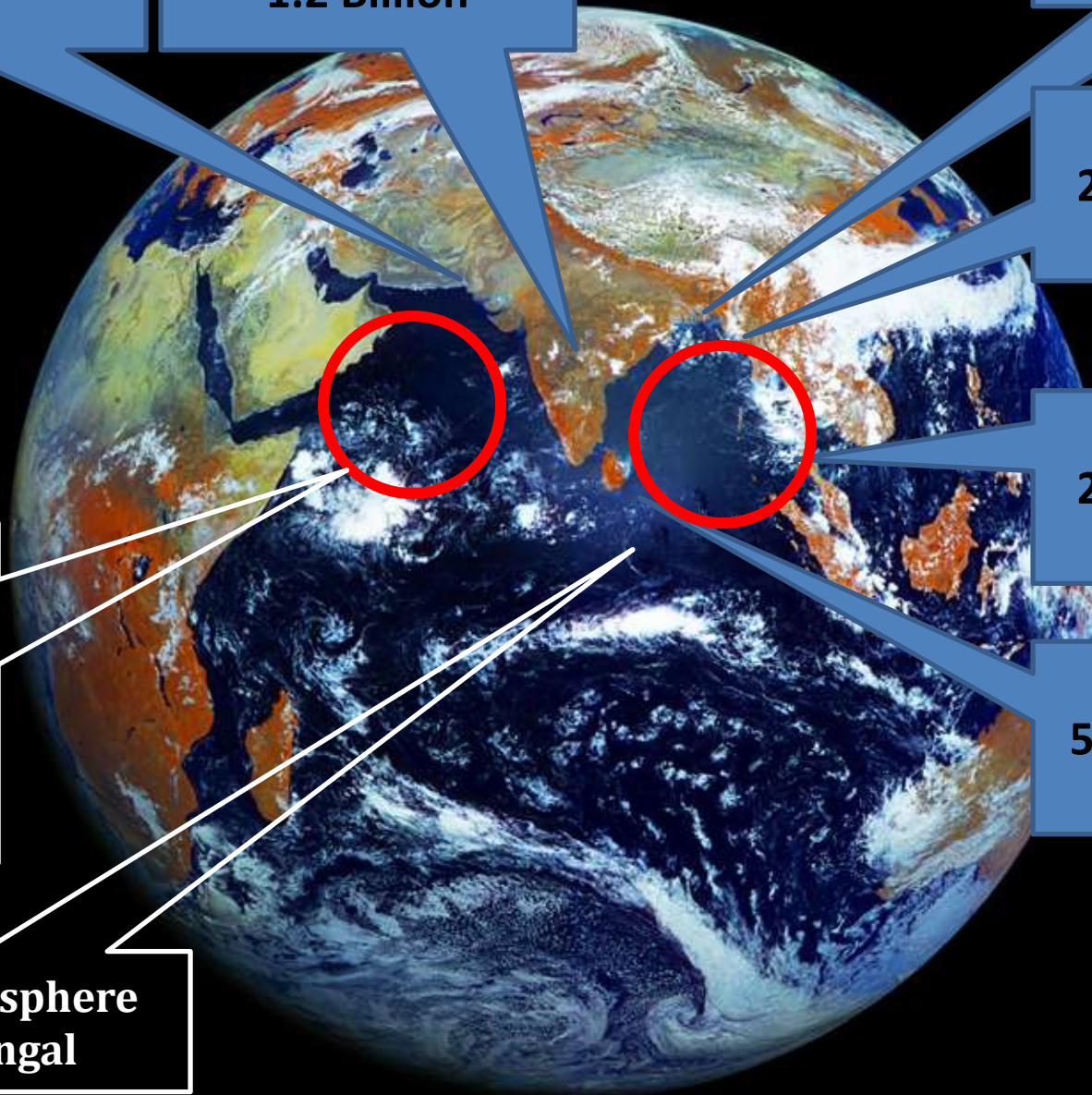
**World's  
26<sup>th</sup> Population:  
53.8 Million**



**World's  
20<sup>th</sup> Population:  
69.1 Million**

**World's  
58<sup>th</sup> Population:  
20.8 Million**

**Sub-oceanic  
sphere  
Arabian Sea**

**Sub-oceanic sphere  
Bay of Bengal**





# Thank you



[yn@navy.lk](mailto:yn@navy.lk)